

Bellaterra: 13<sup>th</sup> of May, 2019  
Report Number: 19/19432-678  
Client Reference: **ECLER ACOUSTICS - NEEC AUDIO BARCELONA, S.L.**  
C/ Motors 166-168  
08038 Barcelona (Spain)

## TEST REPORT

**Requested test:** Measurement of the sound absorption in a reverberation room, in accordance with the standard UNE-EN ISO 354:2004, of panels reference ***Acoustic panels LEA (Lightweight Ecological Absorbent)***, 950 mm diameter and 40 mm thickness, 500 mm spaced.

**Date of test:** 8<sup>th</sup> of April, 2019

**Test carried out by:** Xavier Roviralta (Acoustics Laboratory – LGAI Technological Center)

Xavier Roviralta  
Technical Manager of Acoustics  
LGAI Technological Center S.A. (APPLUS)

### Service Quality Assurance

**Applus+** guarantees that this work has been made in accordance with our Quality and Sustainability System, fulfilling the contractual conditions and legal norms. Within our improvement program we would be grateful if you would send us any commentary that you consider opportune, to the person in charge who signs this document, or to the Quality Manager of Applus+, in the following e-mail address: [satisfaccion.cliente@applus.com](mailto:satisfaccion.cliente@applus.com)

The reproduction of this document is only authorized if it is made in its totality. Electronically signed reports in digital format are considered original documents, as well as their electronic copies. Their printing has no legal validity.  
This document consists of 12 pages 0 of which are Annexes.

## 1.- SCOPE OF THE TEST

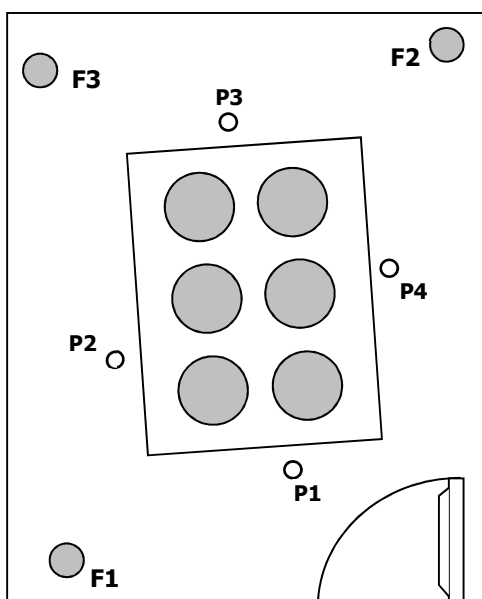
Measurement of the sound absorption, in accordance with the standard UNE-EN ISO 354:2004, of panels reference **Acoustic panels LEA (Lightweight Ecological Absorbent)**, 950 mm diameter and 40 mm thickness, 500 mm spaced.

## 2.- MEASUREMENT EQUIPMENT

The equipment used in the test is the following:

- Spectrum analyser id. no.: 170701 (Bruel&Kjaer mod. Pulse LAN-XI)
- Microphone calibrator id. no.: 103032 (Bruel&Kjaer mod. 4231)
- Microphones id. no.: 103128, 103131, 170093 (Bruel&Kjaer mod. 4943), 170375 (G.R.A.S. mod 40AR)
- Sound sources id. no.: 103098 (AVM mod. DO12) and 103124 (CESVA mod. BP012)
- Noise generator id. no.: 103195 (Bruel&Kjaer mod. 1049)
- Power amplifier id. no.: 103097 (INTER mod. M700)
- Graphic equalizer id. no.: 170092 (INTER mod. EQ-9231)
- Thermo-hygrometer and barometer id. no.: 170680 (PCE mod. THB-40)
- Tape measurer id. no.: 103095 (Stanley mod. Powerlock)

## 3.- TEST PROCEDURE



Schematic sketch of test arrangement

The test is carried out in accordance with the standard UNE-EN ISO 354:2004, 'Measurement of sound absorption in a reverberation room'; reverberation times of the room with and without test specimen are compared. The evaluation and rating is done in accordance with the standard UNE-EN ISO 11654:1998.

Around the room 4 microphones positions (P1 to P4, in figure) and 3 sound sources (F1, F2 and F3) positions are defined. Measurements are carried out exciting the room with pink or white noise and calculated from the measured reverberation times as specified in part 4.3.

#### 4.- DEFINITIONS AND CLASSIFICATION

**4.1. Reverberation time.** Time, in seconds, that would be required for the sound pressure level to decrease by 60 dB after the sound source has stopped.

**4.2. Equivalent sound absorption area of a room.** Hypothetical area of a totally absorbing surface without diffraction effects which, if it were the only absorbing element in the room, would give the same reverberation time as the room under consideration.

**4.3. Equivalent sound absorption area of the test specimen.** Difference between the equivalent sound absorption area of the reverberation room with and without the test specimen. To calculate this parameter the average reverberation time in the reverberation room is measured with and without the test specimen. From these reverberation times the equivalent sound absorption area,  $A_T$ , shall be calculated using the Sabine formula:

$$A_T = A_2 - A_1 = 55.3V \left( \frac{1}{c_2 T_2} - \frac{1}{c_1 T_1} \right) - 4V (m_2 - m_1)$$

where:

- $c_1$  and  $c_2$  are the propagation speed of sound in air temperatures  $t_1$  and  $t_2$ ;
- $V$  is the volume, in cubic metres, of the empty reverberation room;
- $T_1$  is the reverberation time, in seconds, of the empty reverberation room;
- $T_2$  is the reverberation time, in seconds, of the empty reverberation room after the test specimen has been introduced;
- $m_1$  and  $m_2$  are the power attenuation coefficients, in reciprocal metres, of the empty reverberation room and with the test specimen, respectively. The value of  $m$  is calculated according to the International Standard ISO 9613-1 using the climatic conditions that have been present during the measurement.

The value of  $m$  can be calculated from the attenuation coefficient,  $\alpha$ , which is used in International Standard ISO 9613-1 according to the formula:

$$m = \frac{\alpha}{10 \log (e)}$$

**4.4. Sound Absorption Coefficient.** The sound absorption coefficient,  $\alpha_s$ , of a plane absorber (or an array of identical objects), shall be calculated using the formula:

$$\alpha_s = \frac{A_T}{S}$$

where:

- $A_T$  is the equivalent sound absorption area of the test specimen, in square meters;
- $S$  is the area, in square meters, of the test specimen.

For discrete absorbers, the result should be expressed as equivalent sound absorption area per object, which is determined by dividing  $A_T$  by the number of objects tested,  $n$ :

$$A_{obj} = \frac{A_T}{n}$$

**4.5. Practical sound absorption coefficient,  $\alpha_p$ .** Value of sound absorption coefficient depending of frequency, based upon measurements of sound absorption according standard ISO 354, and calculated using the formula:

$$\alpha_{pi} = \frac{\alpha_{i1} + \alpha_{i2} + \alpha_{i3}}{3}$$

where:

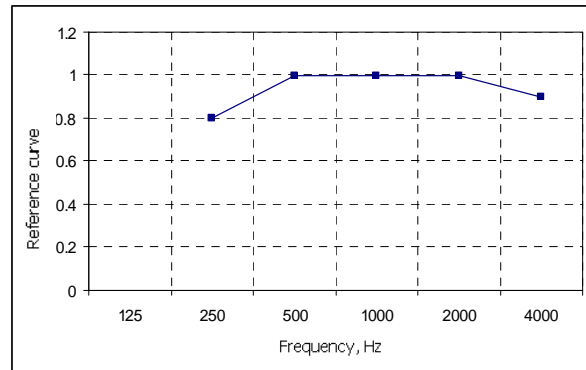
- $\alpha_{pi}$  is the practical sound absorption coefficient for the  $i^{\text{th}}$  octave band;
- $\alpha_{i1}$ ,  $\alpha_{i2}$  and  $\alpha_{i3}$ , are the sound absorption coefficients of the corresponding third-octave band within the  $i^{\text{th}}$  octave band.

Values are given with 2 decimal and rounded in steps of 0,05 until a maximum value of  $\alpha_{pi} = 1.00$  in case of rounded average values  $> 1.00$ .

**4.6. Weighted sound absorption coefficient,  $\alpha_w$ .** Single-number defined as the value of the reference curve, at the frequency of 500 Hz, after shifting it according to the method laid down.

To evaluate the results of a measurement, the reference curve is shifted in steps of 0.05 towards the curve of practical sound absorption,  $\alpha_p$ , until the sum of the unfavourable deviations is as large as possible but no more than 0.10. An unfavourable deviation at a particular frequency occurs when the result of measurement is less than the reference curve. The set of reference values used for comparison with measurement results (reference curve) is specified in the table below:

Frequency (Hz)	Reference curve value
250	0,80
500	1,00
1000	1,00
2000	1,00
4000	0,90



**4.7. Shape indicators, L. M. H.** If a practical sound absorption coefficient,  $\alpha_{pi}$ , exceeds the shifted reference curve value on 0.25 or more, a shape indicator will be added.

When excess happens at 250 Hz, indicator L is used. For 500 and 1000 Hz octave bands, indicator M is used. For 2000 Hz and 4000 Hz octave bands, indicator H is used.

**4.8. Absorption Classes.** Absorption classes A to E are another classification method described in the International Standard ISO 11654 and it is used in wide band applications. The single-number,  $\alpha_w$ , is compared with values given in the table below:

Absorption class	$\alpha_w$
A	0,90; 0,95; 1,00
B	0,80; 0,85
C	0,60; 0,65; 0,70; 0,75
D	0,30; 0,35; 0,40; 0,45; 0,50; 0,55
E	0,15; 0,20; 0,25
Not classified	0,00; 0,05; 0,10

## 5.- UNCERTAINTY OF TEST

The uncertainty associated to the test has been calculated and is available to the petitioner. The expanded uncertainty has been calculated as the typical measurement uncertainty multiplied by a coverage factor  $k=2$ , which for a normal distribution corresponds to a coverage probability of approximately 95%.


In the weighted sound absorption coefficient,  $\alpha_w$ , the calculated expanded uncertainty is  $U(\alpha_w) = \pm 0,058$ . For classification purposes consider  $U(\alpha_w) = \pm 0,10$ .

## 6.- TEST ELEMENT DESCRIPTION


The main characteristics of the test element are listed below (references are provided by the test petitioner). LGAI Technological Center, S.A. is not responsible for the documentation and/or information provided for the petitioner

<b>Type of test specimen</b>	Sound absorbing panels
<b>Model / Reference (*)</b>	<b><i>Acoustic panels LEA (Lightweight Ecological Absorbent)</i></b>
<b>Supplied by</b>	ECLER ACOUSTICS - NEEC AUDIO BARCELONA, S.L
<b>Date received</b>	1 <sup>st</sup> of April, 2019
<b>Test specimen area, <i>S</i></b>	12,62 m <sup>2</sup> – 2,90 x 4,35 m
<b>Test specimen height</b>	40 mm
<b>Test specimen composition (*)</b>	<p>Panels reference <b><i>Acoustic panels LEA (Lightweight Ecological Absorbent)</i></b>.</p> <p>Nominal dimensions: 950 mm diameter</p> <p>Nominal thickness: 40 ±3 mm</p> <p>Nominal density: 40 kg/m<sup>3</sup></p> <p>Materials: made from 100 % polyester fibres, where 65% are recycled from fibre coming from PET-bottles.</p> <p>Exposed face of panel is painted</p>
<b>Test arrangement</b>	<p>Test specimen installed on the reverberation room floor. Test specimen mounting Type A mounting according to UNE-EN ISO 354:2004 Annex B.</p> <p>Test specimen composed of 6 panels in a 2x3 grid (specific array of objects), spaced 500 mm. Panels placed directly against the room floor. <i>See Figure 1.</i></p>
<b>Perimeter frame</b>	Wooden battens, 20x40 mm (width x height). 250 mm gap from panels. <i>See Figure 1.</i>
<b>Test element assembling (carried out by/date)</b>	Applus Laboratories-LGAI TC / 8 <sup>th</sup> of April, 2019

(\*) Data provided by the test petitioner



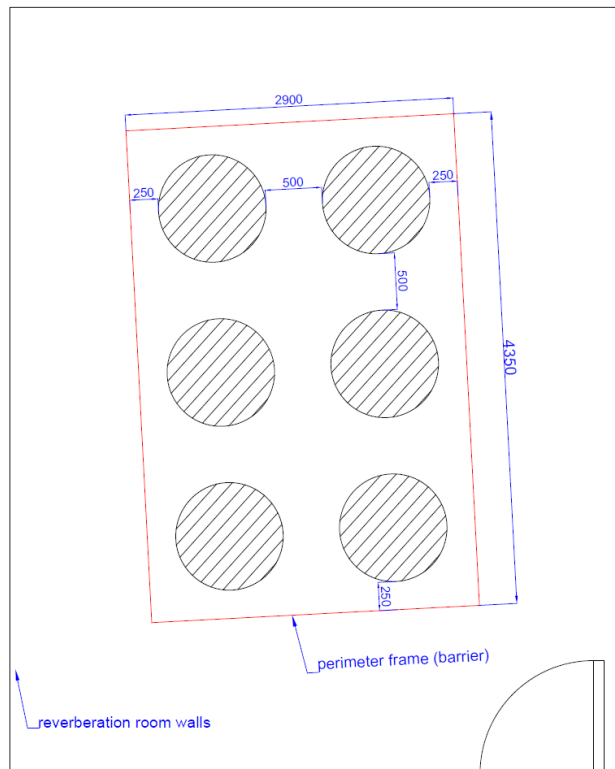
**Images 1 to 3 Acoustic panels LEA (Lightweight Ecological Absorbent)**



**Image 4 Test specimen installation into the reverberation room**



**Image 5 Test specimen ready for the test**



**Figure 1. Test specimen and perimeter frame, installation on the reverberation room (mm)**



## 7.- TEST CONDITIONS

Reverberation room characteristics			
Shape:	Parallelepiped	Total surface area (S <sub>t</sub> ):	238,1 m <sup>2</sup>
Dimensions:	7,835 × 4,956 × 6,271 m	Number of diffusers:	14
Volume (V):	243,5 m <sup>3</sup>	Dimensions of diffuser:	1,5 m <sup>2</sup>

Environmental conditions of reverberation room		
Room state:	Empty	With test specimen
Temperature:	19,6 °C	19,5 °C
Humidity:	47,5 %	48,5 %
Atmospheric Pressure:	994,8 hPa	995,6 hPa

## 8.- REVERBERATION TIMES AND EQUIVALENT SOUND ABSORPTION AREA

In the following table the reverberation time values of the test room without and with the test element are given, as well as the calculated equivalent sound absorption areas.

Frequency (Hz)	Reverberation time of the empty room, $T_1$ (s)	Reverberation time of the room with the test specimen, $T_2$ (s)	Equivalent sound absorption area, $A_T$ (m <sup>2</sup> )
100	16,87	12,00	0,9
125	12,68	9,99	0,8
160	10,82	7,98	1,3
200	11,47	7,41	1,9
250	11,86	7,51	1,9
315	10,94	6,42	2,5
400	10,29	5,60	3,2
500	10,06	5,17	3,7
630	9,80	4,87	4,1
800	9,54	4,51	4,6
1000	8,97	4,23	4,9
1250	7,85	3,79	5,4
1600	6,85	3,48	5,6
2000	5,80	3,19	5,5
2500	4,85	2,89	5,5
3150	3,98	2,58	5,4
4000	2,93	2,12	5,2
5000	2,24	1,73	5,3

## 9.- RESULTS

The test results are listed below, corresponding to two considerations about the test specimen:

- Section 9.1.: **Sound absorption coefficient,  $\alpha_s$** , for the specific set up of panels, considering as test specimen area,  $S$ , the area covered by this specified array of objects
- Section 9.2.: **Equivalent sound absorption area per object,  $A_{obj}$** , for each of the panels composing the test specimen

**9.1. RESULTS – Sound absorption coefficient,  $\alpha_s$**



**Measurement of sound absorption according to UNE-EN ISO 354:2004**

**ECLER ACOUSTICS - NEEC AUDIO BARCELONA, S.L.**

**Test specimen:**

Panels reference **Acoustic panels LEA (Lightweight Ecological Absorbent)**, 950 mm diameter and 40 mm thickness, 500 mm spaced

**Test specimen area, S:** 12,62 m<sup>2</sup> – 2,90 x 4,35 m

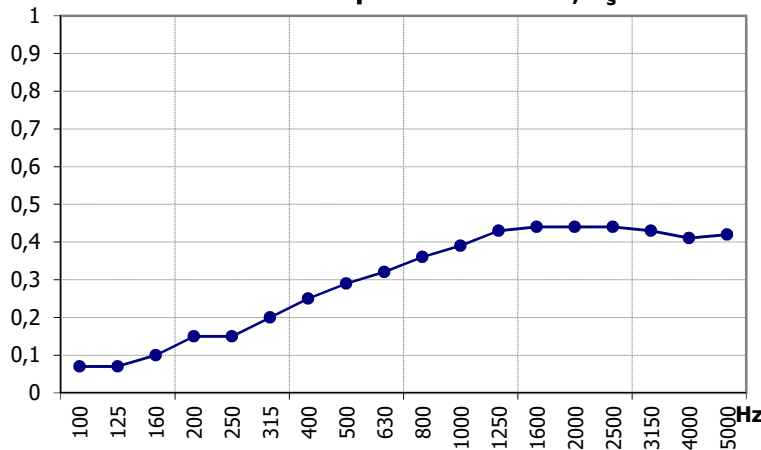
**Date of test:** 8<sup>th</sup> of April, 2019



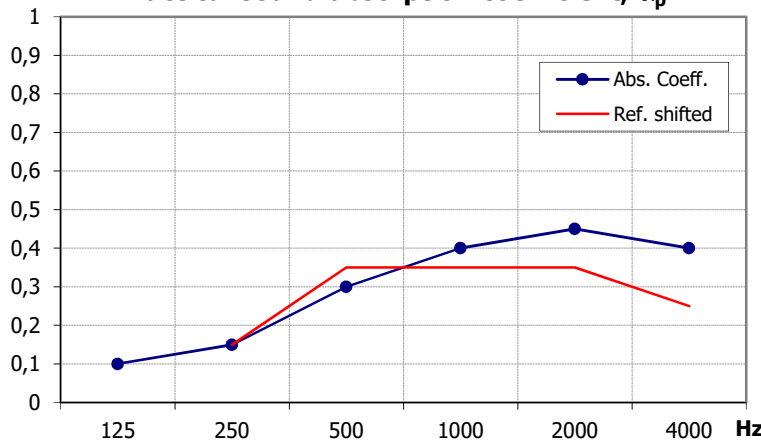
**Sound abs. coefficient,  $\alpha_s$**

Freq. (Hz)	$\alpha_s$
100	0,07
125	0,07
160	0,10
200	0,15
250	0,15
315	0,20
400	0,25
500	0,29
630	0,32
800	0,36
1000	0,39
1250	0,43
1600	0,44
2000	0,44
2500	0,44
3150	0,43
4000	0,41
5000	0,42

**Sound absorption coefficient,  $\alpha_s$**



**Practical sound absorption coefficient,  $\alpha_p$**



**Practical sound absorption coefficient,  $\alpha_p$**

Freq. (Hz)	$\alpha_p$
125	0,10
250	0,15
500	0,30
1000	0,40
2000	0,45
4000	0,40

**Weighted sound absorption coefficient (EN ISO 11654)**

**$\alpha_w = 0,35$**

It is highly recommended to use the single number "weighted sound absorption coefficient" ( $\alpha_w$ ) together with frequency-dependent values of sound absorption coefficient.

**Absorption classes according to  $\alpha_w$  (EN ISO 11654)**

A (>0,85)
B (0,80 to 0,85)
C (0,60 to 0,75)
D (0,30 to 0,55)
E (0,15 to 0,25)
Not classified (<0,15)

The results reported in this document relate only to the sample, product or item delivered to LGAI Technological Center the appointed day having been tested under the conditions established in this document.

**9.2. RESULTS – Equivalent sound absorption area per object,  $A_{obj}$**



**Measurement of sound absorption according to UNE-EN ISO 354:2004**

**ECLER ACOUSTICS - NEEC AUDIO BARCELONA, S.L.**

**Test specimen:**

Panels reference **Acoustic panels LEA (Lightweight Ecological Absorbent)**, 950 mm diameter and 40 mm thickness, 500 mm spaced.

**Test specimen area,  $S$**  (area of specified array of objects): 12,62 m<sup>2</sup> – 2,90 x 4,35 m

**Number of objects:** 6

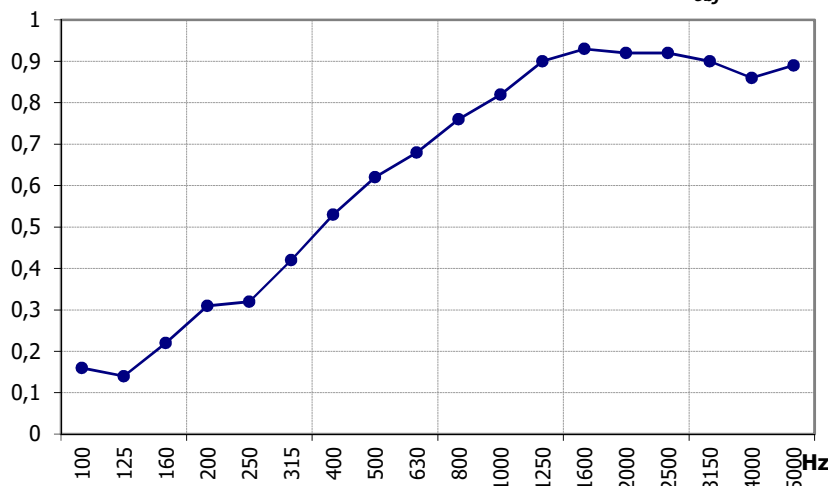
**Date of test:** 8<sup>th</sup> of April, 2019



**Equivalent sound absorption area per object,  $A_{obj}$**

Freq. (Hz)	$\alpha_s$
100	0,16
125	0,14
160	0,22
200	0,31
250	0,32
315	0,42
400	0,53
500	0,62
630	0,68
800	0,76
1000	0,82
1250	0,90
1600	0,93
2000	0,92
2500	0,92
3150	0,90
4000	0,86
5000	0,89

**Equivalent sound absorption area per object,  $A_{obj}$**



The results reported in this document relate only to the sample, product or item delivered to LGAI Technological Center the appointed day having been tested under the conditions established in this document.