

eMCONTROL1

DIGITAL CONTROLS & PANELS

Digital remote control



PRODUCT OVERVIEW

eMCONTROL1 is a digital wall control, compatible with HUB series digital zoners with DSP, configurable through the web application HANGAR (embedded in HUB devices). It allows you to configure source selection, volume control and equalization for a given zone, including all or some of the functions. Compatible with HUB Series and eMIMO1616.

It can be combined with a WPa series wall panel, connecting both with a single CAT5 cable or better to the HUB unit, transmitting the mono and balanced audio signal (line level) along with the necessary control data and DC power supply.

KEY FEATURES

- Digital control panel compatible with HUB Series and eMIMO1616
- Volume adjustment, source selection and EQ (programmable)
- Compatible with WPa series panels with audio connector, for sending audio, control signals and DC supply over a single CAT5 cable or better
- Optional external PSU (24VDC). Compatible with WP24-PSU power supply unit
- Styling designed in collaboration with Italdesign Giugiaro
- Compatible with electrical round boxes. 60mm internal diameter
- Surface-mount box included

APPLICATIONS

- Retail
- Corporate
- Leisure

ACCESSORIES & COMPATIBLE PRODUCTS

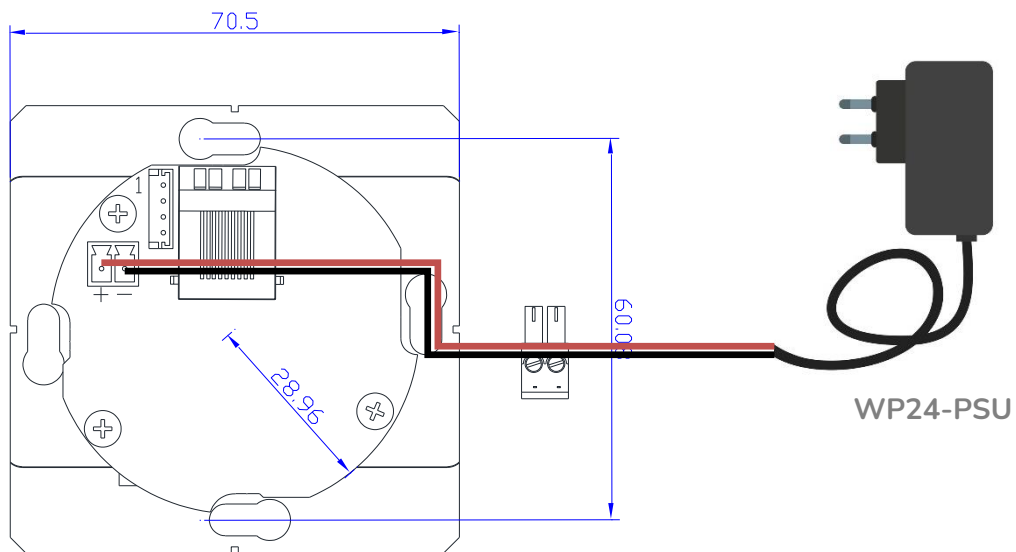
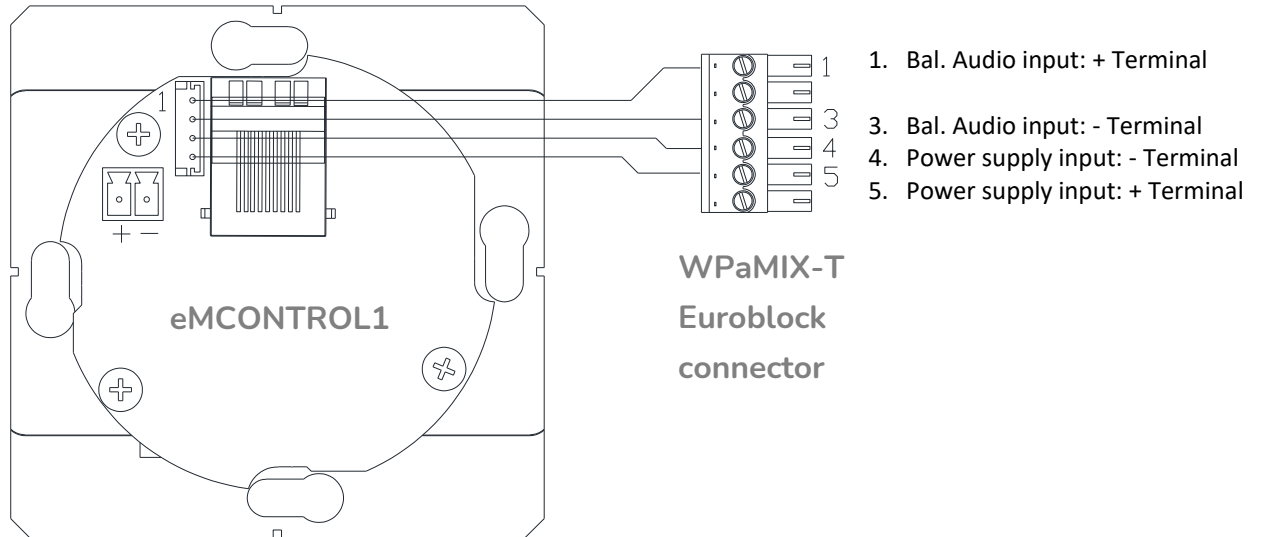
- HUB Series
- eMIMO1616
- WPaMIX-T
- WP24-PSU
- WPa2FMBOX
- WPa2SMBOX

TECHNICAL SPECIFICATIONS

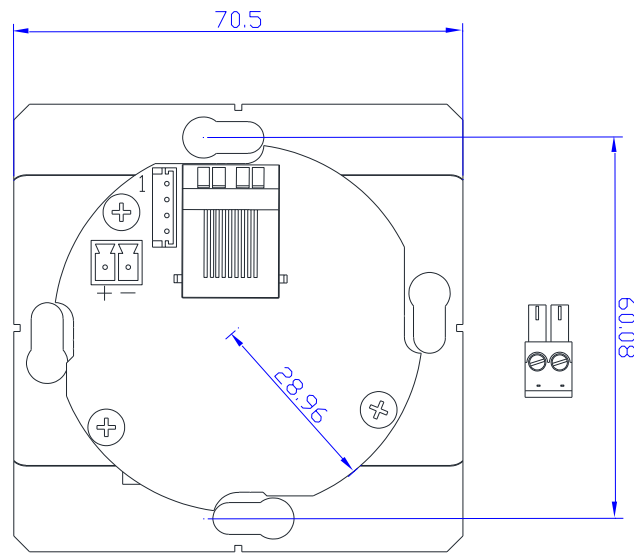
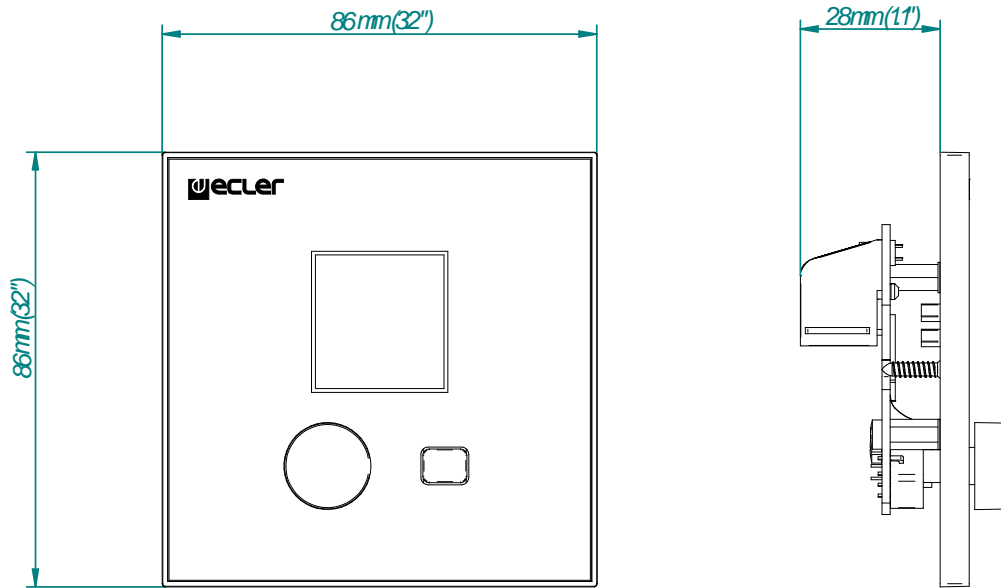
eMCONTROL1

Control keys	Encoder, selection key
Display	LCD 128x128 pixels
Communication standard	RS-485
Connector	RJ-45 remote port
Recommended cable quality	CAT-5e or better
External power supply	Optional, 24VDC (min. 30mA) Recommended external power supply: Ecler WP24-PSU
Finished colour	White (RAL 9016)
Dimensions (WxHxD)	86x86x28mm / 3.2"x3.2"x1.1" Compatible with electrical round boxes. 60mm internal diam.
Weight	150g.
Included accessories	Surface-mount box, cable to interconnect with WPaMIX-T
Optional accessories	External power supply: WP24-PSU

CONNECTION DIAGRAM

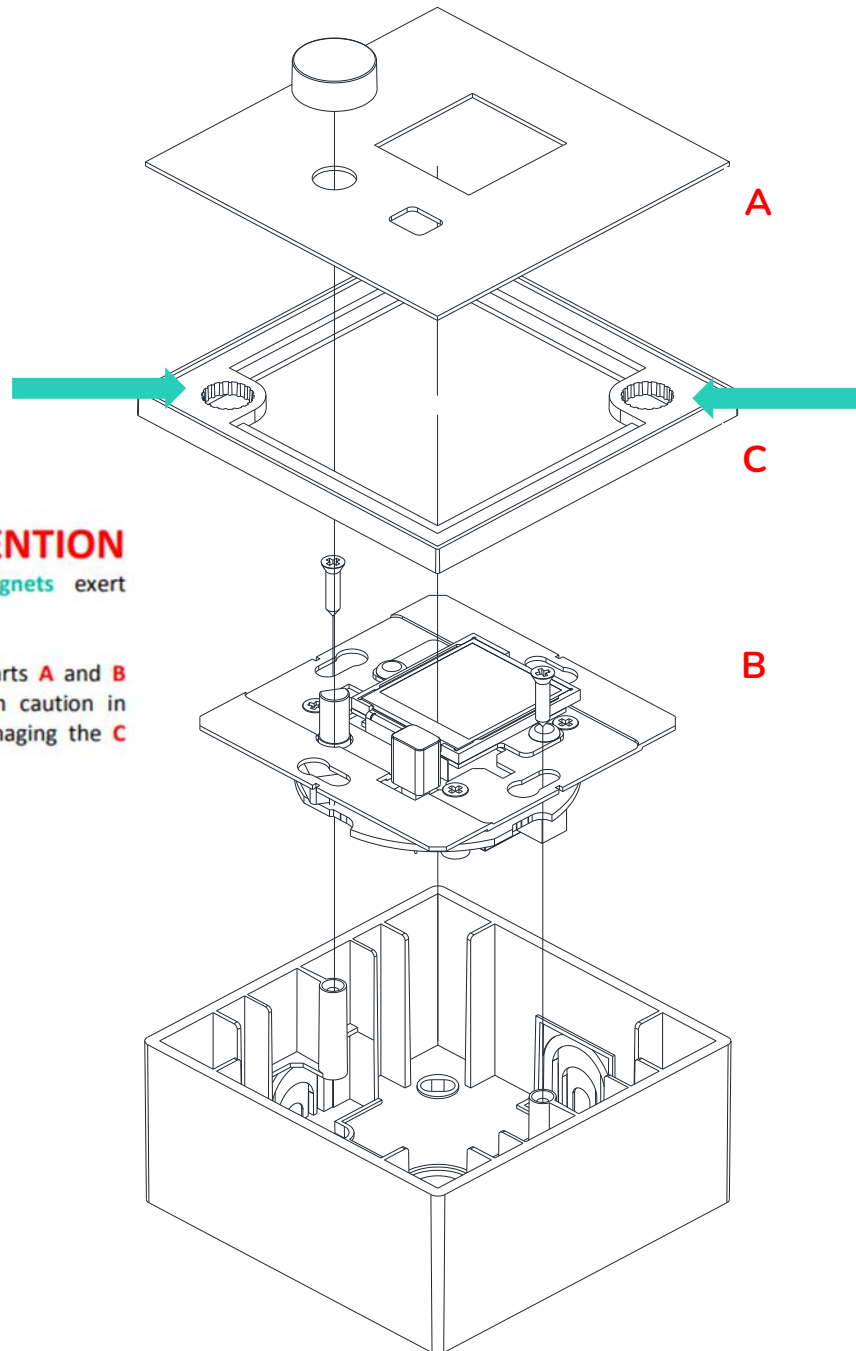


MECHANICAL DIAGRAM



Distances are in millimeters

MOUNTING DIAGRAM

**ATTENTION**

The **C** frame magnets exert considerable force.

The assembly of parts **A** and **B** must be done with caution in order to avoid damaging the **C** frame lining.



All product characteristics are subject to variation due to production tolerances. **NEEC AUDIO BARCELONA S.L.** reserves the right to make changes or improvements in the design or manufacturing that may affect these product specifications

For technical queries contact your supplier, distributor or complete the contact form on our website, in [Support / Technical requests](#).

Motors, 166-168 08038 Barcelona - Spain - (+34) 932238403 | information@ecler.com | www.ecler.com