

MIMO7272DN

DIGITAL MATRIXES

Digital Matrix with DANTE™/AES67 Interface



PRODUCT OVERVIEW

MIMO7272DN is a digital matrix including 72 audio inputs and 72 audio outputs (8 analogue inputs, 8 analogue outputs, 64 DANTE™/AES67 digital inputs and 64 DANTE™/AES67 digital outputs), and a native internal matrix of 64x64 simultaneous input / output channels. Incorporating audio over IP technology, MIMO7272DN allows signal transmission using a Local Ethernet network, suppressing cabling distance limitations. It features accessories from WPNET Series connected by Ethernet interface and PoE DC supply ready. This ensures flexible and efficient installations. MIMO7272DN is also capable of executing EclerNet projects embedded into its processor and electronics engine, acting as a UCP (User Control Panels) server within an EclerNet devices network.

KEY FEATURES

- STANDARD firmware only (no CONFERENCE firmware available)
- 72x72 audio input / output ports available
- 64 input channels x 64 output channels digital audio native matrix
- Audio input / output available ports:
 - 8 MIC / LINE analogue audio inputs
 - 8 LINE analogue audio outputs
 - 64 DANTE™/AES67 digital input channels
 - 64 DANTE™/AES67 digital output channels
- 8 GPI ports
- 8 GPO ports
- 2 DANTE™/AES67 interfaces (primary and secondary), available for configuration of redundant DANTE™/AES67 networks
- 1 Ethernet programming and control interface (EclerNet, UCP, TP-NET and WPNET series control panels)
- 1 serial control port, RS-232 (TP-NET)
- Embedded project manager and server of the project's integrated UCP panels
- Connection of all peripherals directly via EtherNet network, and without local wiring (remote controls WPNET series, PAGENETDN paging station, WP22DN wall panel DANTE™/AES67 interface, etc.)

APPLICATIONS

- Commercial
- Hospitality
- Education
- Corporate
- Sports and wellness

ACCESSORIES & COMPATIBLE DEVICES

- WPNET4KV
- WPNET8K
- WPNETEX
- WP22DN
- WPNETTOUCH
- PAGENETDN



WPNETTOUCH



PAGENETDN



WPNET4KV

TECHNICAL SPECIFICATIONS

MIMO7272DN	
DSP	
CPU	Quad core 64bits 1GHz
Sampling rate	48 kHz
Latency analog IN to analog OUT	<4.3 ms.
Converters	
Resolution	24 bit
Dynamic range	AD:110dB, DA: 115dB
Analogue	
8 Input / Output	Terminal block (Symmetrical)
2 monitor output	Terminal block (Symmetrical)
Headphones connector	Jack ¼
Analogue input headroom	+27dBV = +30dBu
Max. output level	+18dBV = +21dBu
Input impedance	Balanced, >4kΩ

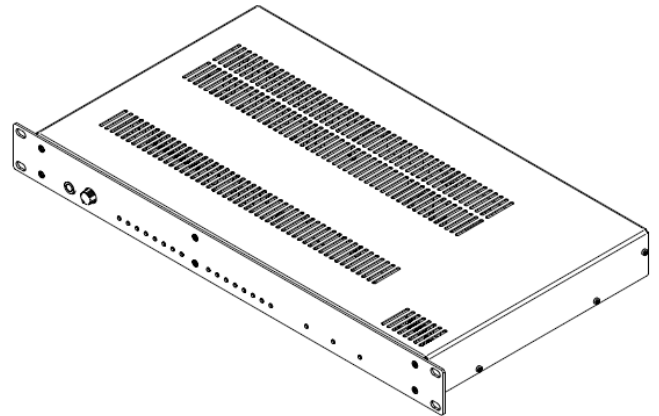


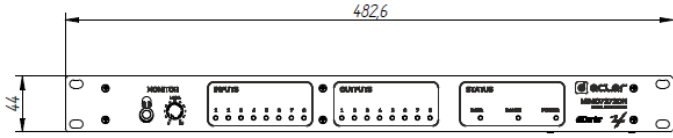
Phantom power	+42VDC, 5mA max. software switched
Headphones	>200mW/200Ω
Frequency response (-3dB)	5Hz to 24kHz
Flatness	better than ±0.1dB
THD+Noise @ 1kHz, 0dBV input (line)	<0.004%
THD+Noise @ 1kHz, -40dBV input (mic.)	<0.008%
Output Noise floor FFT (20Hz - 20kHz)	better than 115dB
Interchannel crosstalk (20Hz - 20kHz)	better than 90dB (100dB typ.)
Channel Leakage (20Hz - 20kHz)	better than 100dB (115dB typ.)
CMRR 20Hz- 20kHz	65dB typ.
DANTE™/AES67 Audio interface	
DANTE™/AES67 Network Tx / Rx channels	64 / 64
Latency	1 / 2 / 5 ms (selectable)
Connector	1xRJ45 primary, 1xRJ45 secondary
Cable length between devices	100m CAT5e/CAT6
Processing	
Input level (x64)	Range: from Off to 0 dB Mute: Yes Signal Polarity reverse: Yes Metering: VU+clip pre & post fader
Output level (x64)	Range: from Off to 0 dB Mute: Yes Solo: Yes Signal Polarity reverse: Yes Metering: VU+clip pre & post fader
Output gain (x64)	Range: from 0 to +6 dB
Input delay (x64)	from 0 to 1000 ms. Units: sec/ms/m/cm.
Output delay (x64)	from 0 to 1000 ms. Units: sec/ms/m/cm.
Parametric EQ types (4max/input - 8max/output)	Bypass / On-Off all channels Param Eq. Freq: 20Hz-20kHz; Gain: -60/+12 dB Q: 0.3 to 200 Low & High Shelf 6/12 dB/oct Low & High Pass 6/12 dB/oct All Pass 1/2 order
High & Low pass output X-over filters (x64)	Bypass On-Off Butterworth in 6/12/18/24 dB/oct Bessel in 12/18/24 dB/oct Linkwitz-Riley in 12/24 dB/oct
Input noise gate (x64)	Bypass On-Off Threshold: from -80 dBV to +18 dBV Depth: 0 dB to 80 dB Attack time: from 0,1 ms. to 500 ms. Hold time: from 10 ms. to 3000 ms. Release time: from 10 ms. to 1000 ms.
Input compressor / limiter (x64)	Bypass On-Off Threshold: from -36 dBV to +18 dBV Knee: hard / soft

Input Frequency Shifter (x64) (Feedback Loop Reducer) Output Limiter (x64) Built in Signal Generator Stereo Linking Mix Matrix Pager (x25)	Ratio: inf:1 (limiter) Attack time: from 0,1 ms. to 500 ms. Release time: from 10 ms. to 1000 ms. Make up gain: from 0 to +10 dB Per input. ON / OFF function Bypass On-Off Threshold: from -36 dBV to +18 dBV Attack time: from 0,1 ms. to 500 ms. Release time: from 10 ms. to 1000 ms. Sine: from 20 Hz to 20 kHz Polarity: from 20 Hz to 20 kHz White noise Pink noise Adjacent input / output channels Linked processing Matrix routing linked Size: 64x64 Analogue in/out ports: 8x8 DANTE™/AES67 network in/out ports: 64x64 Vol: Input, Output, Crosspoint Mute: Set/Clear individual, row, column, all Input /output Mono/stereo selector Meter: Input /output VU and clip Input: IN1 to IN64 Priorities: 25 (1 max, 25 min) Depth: 0 dB to 80 dB Attack time: from 5 ms. to 2000 ms. Release time: from 50 ms. to 3000 ms. Chime Source: None, Melody 1, Melody 2 Chime Volume: from -12dB to 0dB
Mechanical	
Dimensions (WxHxD)	482.6 x 44 x 253 mm / 19 x 1.73 x 9.96 in.
Weight	3,25kg / 7.17 lb.
Power supply	
Mains	90-264VCA 47-63Hz
Power consumption	30VA
Miscellaneous	
Management Connectivity	Ethernet Base-Tx 10 /100Mb, 1GB Auto X-Over CAT5e or better
GPI	8, from 0 to 12VDC or TTL level
GPO	8, 3 poles isolated relay; 1A, 48VDC max.
Aux. Power Supply for Remotes & GPI	+12VDC, 1.2A max. (short circuit protected)
Time and date retention (battery)	> 3 months
Programming and control application	
EclerNet Manager	From v6.00

MECHANICAL DIAGRAMS



Ecler MIMO7272DN Mechanical Diagram



61-1026-0100

www.ecler.com

All the measurements are in mm

A&E SPECIFICATIONS

The digital matrix with native processing shall provide up to 64 x 64 audio channels individually configurable over EclerNet Manager Software. It shall support 8 analogue I/O and 64 digital I/O channels configurable as either DANTE™ or AES67 formatted networked audio. It shall include 2 DANTE™/AES67 interfaces (primary and secondary), available for configuration of redundant DANTE™/AES67 networks.

The digital matrix shall manage external control interfaces such as remote control touch screens, DANTE™/AES67 paging stations, digital audio wall panel interfaces, remote controls panels and networked amplifiers.

Programming and remote management shall be available via Ethernet using EclerNet Manager software (either point-to-point, with direct CAT5/CAT6 cable, or from an Ethernet network connection). Remote control via custom control panels UCP (User Control Panels). iOS and Android remote control app available (Ecler UCP V2). Remote control from third-party systems shall be available using TP-NET control protocol through Ethernet or RS-232 ports.

On the front panel, the matrix shall include Power, DANTE™/AES67 and Data status LEDs, Inputs and outputs signal level indicator, monitor output jack and monitor level knob. On the rear panel, the matrix shall include 8 analogue I/O and 2 monitor outputs (euroblock connector), 8 GPI and 8 GPO general purpose controls (euroblock connector), RS-232 port (DB9 connector), Ethernet, Primary and Secondary DANTE™/AES67 RJ-45 ports.

All internal processing shall be digital (DSP). The DSP shall include Matrix router-mixer, from any input to any output (analog and/or digital DANTE™/AES67) with adjustable crosspoint level, treatment of channels in mono or stereo mode, level, mute, vumeters and phase adjustment in inputs and outputs, internal signal generator (sinusoidal signal, pink noise, white noise, polarity test), parametric EQ, delays, noise gate, compressor on input channels, compressor / limiter on outputs, priorities (ducking) between input channels, virtual and physical paging consoles. Configuration memory management (presets). Events scheduled on a calendar basis.

Audio conversion shall be 24-bit, 48 kHz. The dynamic range shall not be lower than 110 dB, A-weighted with a maximum input level of +27 dBu and maximum output level of +21 dBu.

The dimensions of the matrix shall be 482.6 x 44 x 253 mm. The weight shall be 3.25 Kg.

The digital matrix shall be the ECLER MIMO7272DN.

All product characteristics are subject to variation due to production tolerances. **NEEC AUDIO BARCELONA S.L.** reserves the right to make changes or improvements in the design or manufacturing that may affect these product specifications

For technical queries contact your supplier, distributor or complete the contact form on our website, in [Support / Technical requests](#).

Motors, 166-168 08038 Barcelona - Spain - (+34) 932238403 | information@ecler.com | www.ecler.com