


ZEN-15

COMMERCIAL LOUDSPEAKERS

5" Outdoor Speaker



PRODUCT OVERVIEW

ZEN-15 is an above-ground mounting loudspeaker with an elegant, rounded shape that seamlessly blends the world of audio technology with the aesthetics of nature. This discreet outdoor audio solution effortlessly integrates into outdoor environments, providing a harmonious balance between functionality and visual appeal.

KEY FEATURES

- 5" 2-way Outdoor Speaker.
- 70W RMS @ 8Ω / 60W RMS @ 70/100V.
- Weather-protected with IP65 rating.
- Available in grey (RAL7042) and sand (RAL1001) colours.
- 8 ohms and 70V/100V compatible.
- Easy mounting.
- Fixing and support via hanging loop.

APPLICATIONS

- Retail
- Leisure
- Sports & Wellness
- Hospitality

TECHNICAL SPECIFICATIONS

ZEN-15

SYSTEM	
Effective Freq. Range ¹	70Hz-20kHz (-10dB)
Coverage angle ²	191°x150° (HxV)
Power handling	70W RMS / 280W Peak
Sensitivity ³	84dB (1W/1m)
Maximum SPL ⁴	102dB continuous / 108dB peak
Power options	100V: 60W / 8Ω 70V: 60W / 8Ω
Recommended amplifier power	140W RMS
TRANSDUCERS	
Ways	2-ways full range
Low frequency driver	5,25" Woofer
High frequency driver	1" Silk Dome Tweeter
Nominal impedance	8Ω
FILTERS	
Crossover filter	1,65 KHz
PHYSICAL	
Connection type	External multi-wire cable with waterproof connection plug included
Installation options	Above-ground mounting
Environmental	IP65
Enclosure material	Polyethylene
Grille material	Aluminium
Operating temperature	Min: -20°C; -4°F Max: 70°C; 158°F
Operating humidity	<85% HR
Storage temperature	Min: -20°C; -4°F Max: 70°C; 158°F
Storage humidity	<90% HR
Included accessories	Waterproof 4-wire connector
Cable length	1m
Finished colour	sand (RAL7042) or grey (RAL1001)
Dimensions (WxHxD)	410x260x290 mm / 16.14x10.24x11.42 in
Weight	4.4Kg / 9.7lb
Pieces per box	1
Shipping dimensions (WxHxD)	500x350x370 mm / 19.69x13.78x14.57 in.
Shipping weight	6.6Kg. / 14.55lb

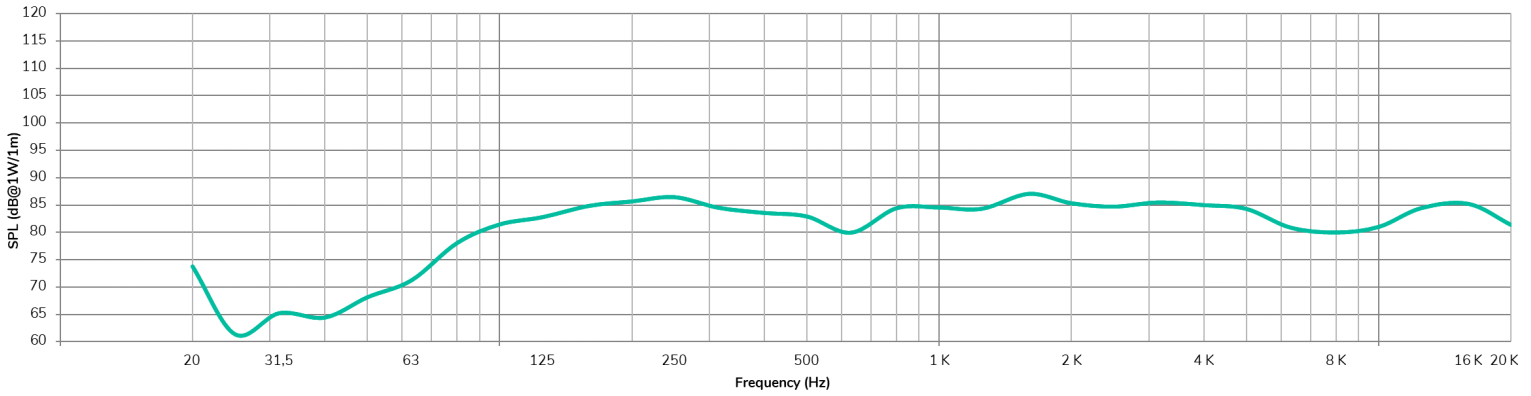
¹ below the sound pressure level at specified sensitivity

² 6dB below the sound pressure level than that at the direction of maximum level, Max. angle between 1 kHz and 4 kHz.

³ Measured on-axis, far field and referenced to 1 meter by inverse square law. Average from 100 Hz to 10 kHz.

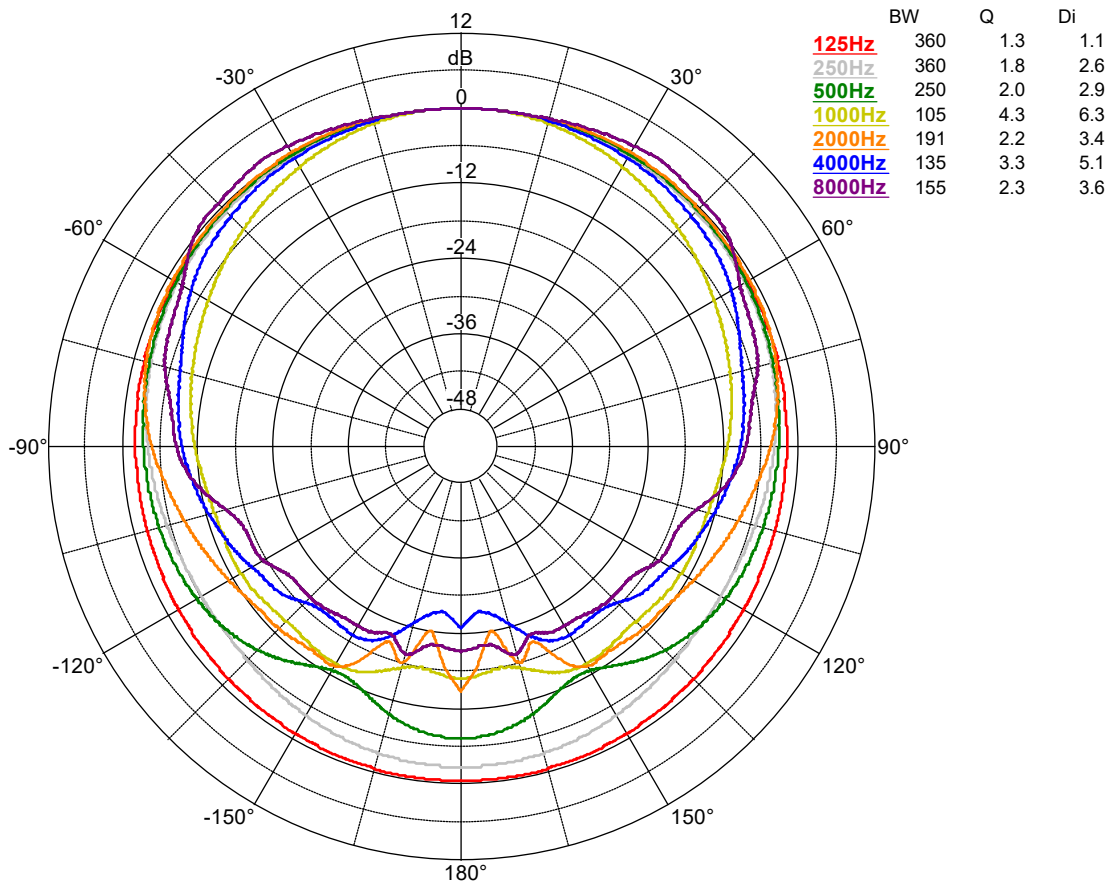
⁴ Calculated from sensitivity and power handling specifications, exclusive of power compression

FREQUENCY RESPONSE ON-AXIS

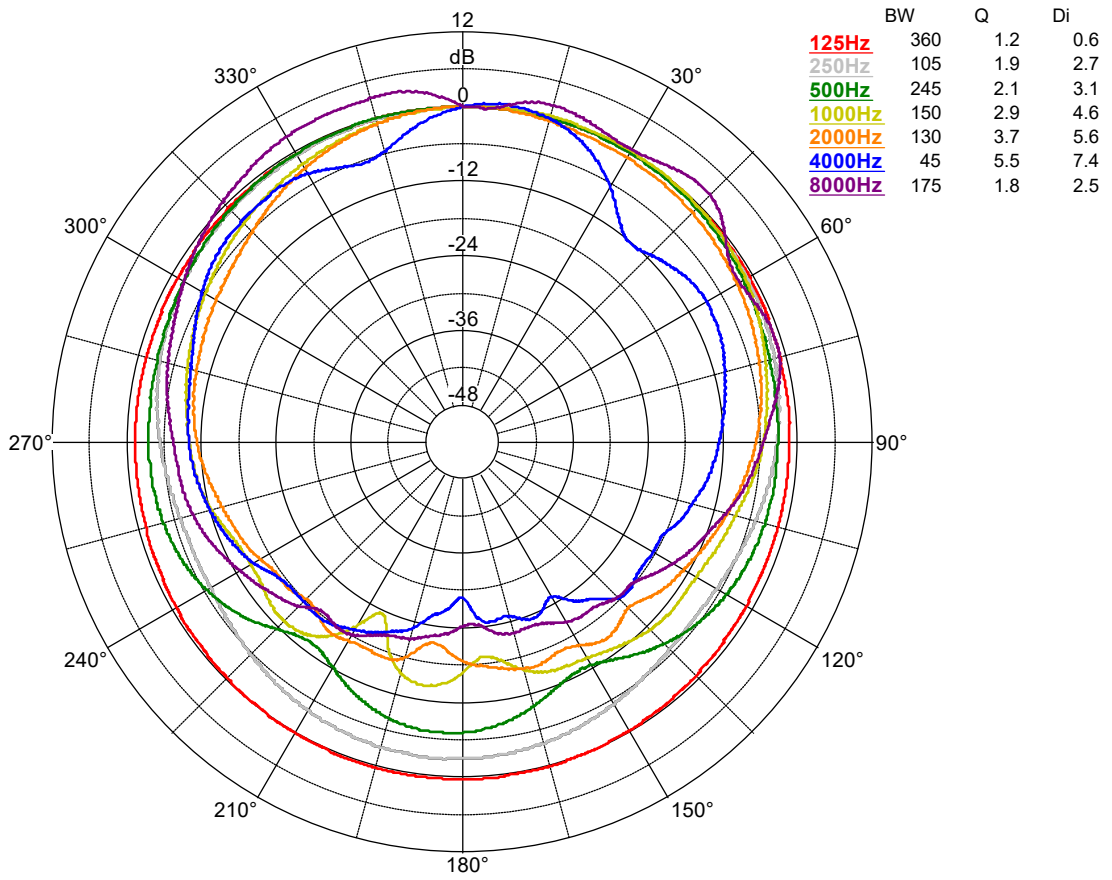


POLAR DIAGRAMS

HORIZONTAL



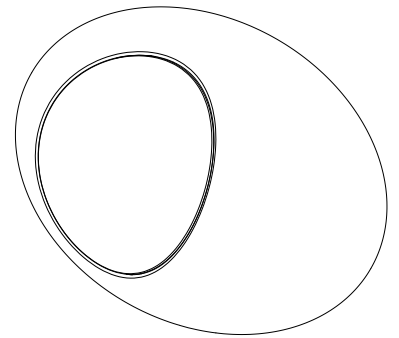
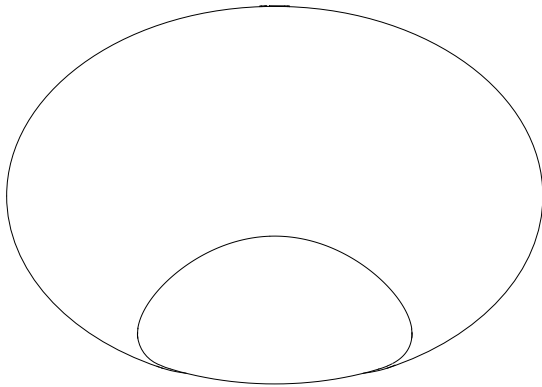
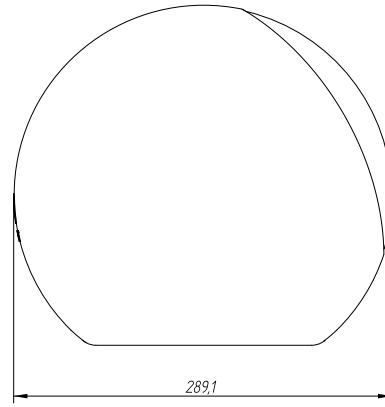
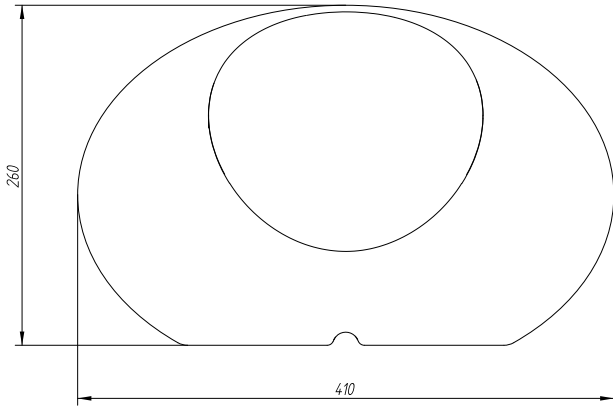
VERTICAL



MECHANICAL DIAGRAM



Ecler ZEN-15 Mechanical Diagram



All the measurements are in mm

61-1134-0100

www.ecler.com

A&E SPECIFICATIONS

The loudspeaker shall be a 2-way above-ground mount type consisting of an 5,25" woofer and 1" silk dome tweeter suitable for 70/100 V line or low impedance installations. The power handling should be 70 W RMS at a nominal impedance of 8Ω with a peak power handling of 280W.

The effective frequency range (± 10 dB) shall be from 70 Hz to 20 kHz. The sensitivity shall be 84 dB considering 1 W input signal at 1 meter distance. The maximum continuous sound pressure level shall be 102 dB, while the maximum peak pressure level shall be 108 dB considering the loudspeaker's rated power. The coverage angle shall be $191^\circ \times 150^\circ$ (HxV) coverage pattern.

The enclosure shall be made of polyethylene and the grill shall be made of aluminium. It shall be IP65 rated for outdoors installation. It shall come available in both grey (RAL1001) and sand (RAL7042) colours. Connection shall be made via external multi-wire cable with waterproof connection plug, including a hanging loop to fix and support the speaker.

The loudspeaker shall have a width of 410 mm, a high of 260 mm and a depth of 290 mm. The weight shall not exceed 4,4 kg. It shall have data files available that can be used with EASE acoustic simulation software.

The loudspeaker shall be the ECLER ZEN-15.