


THIA-RK

6U/19" RACK MOUNTING SHELF

Compatible with THIA series



PRODUCT OVERVIEW

THIA-RK rack mount shelf is specifically designed for the THIA series, targeting the professional video market. Its 6U/19" frame supports both front and rear orientations for the mounted devices, enhancing its versatility across different setups. This shelf comes equipped with brackets and screws, enabling the installation of up to 10 THIA series units. It also includes three blank filler plates (THIA-RKP) to ensure a neat and organized appearance when not all slots are in use.

KEY FEATURES

- 6U / 19" Rack mount shelf for THIA series.
- Supports both front and rear orientations.
- Includes mounting ears and screws to fit for up to 10 THIA-2T / THIA-2R.
- Includes 3 blank filler plates.

COMPATIBLE PRODUCTS

- THIA-2T
- THIA-2R

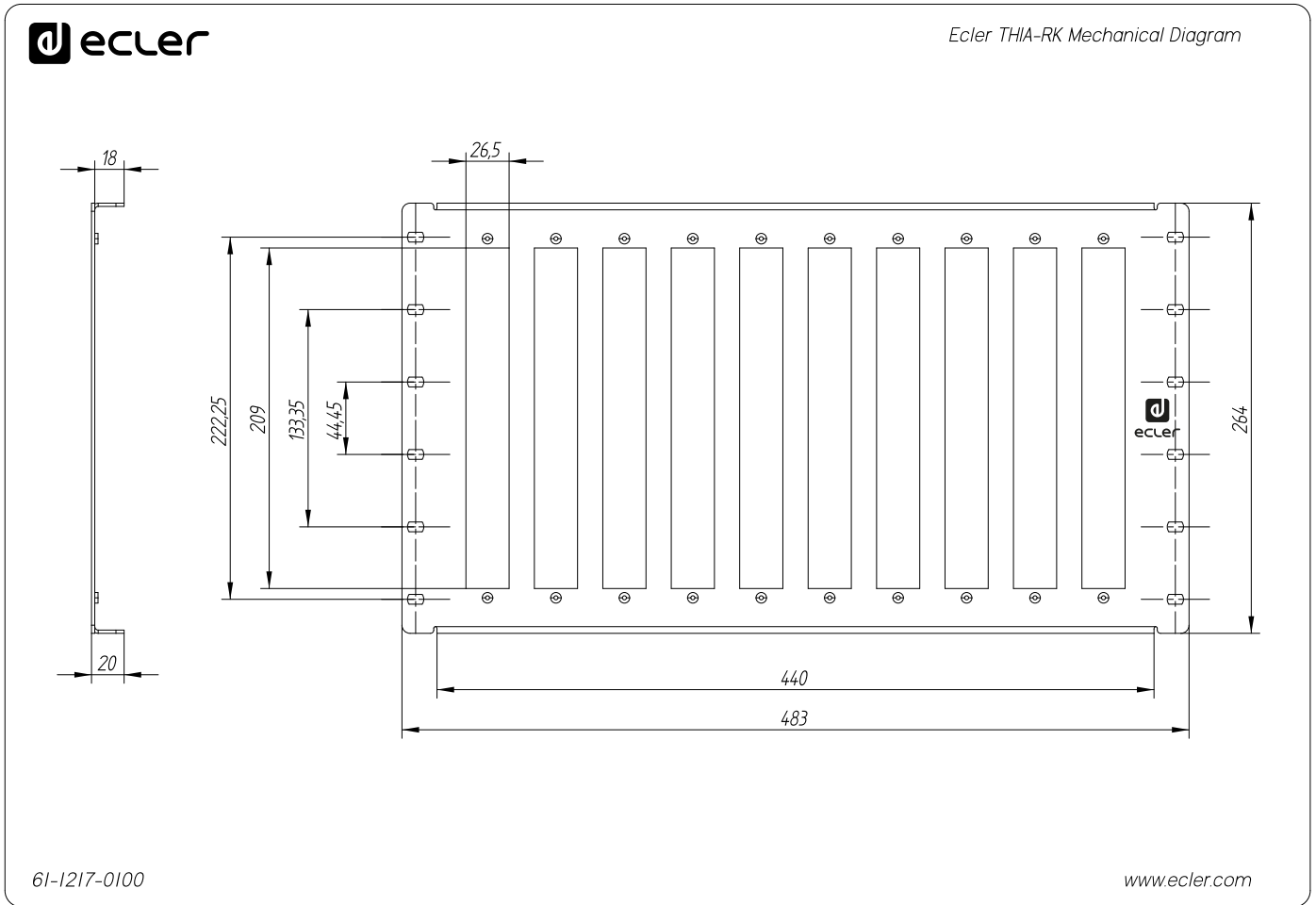


TECHNICAL SPECIFICATIONS

THIA-RK

Dimensions (WxHxD)	483 x 264 x 20 mm / 19.02 x 10.39x 0.79 in.
Weight	1 kg / 2.20 lb
Shipping dimensions (WxHxD)	490 x 270 x 33 mm / 19.29 x 10.63x 1,30 in.
Shipping weight	1.7 kg / 3.75 lb
Finished colour	Black finish


MECHANICAL DIAGRAM



MOUNTING DIAGRAM

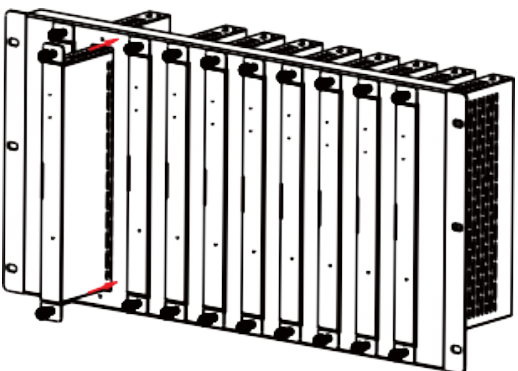
This product is compatible with the Ecler THIA-2T (transmitter) and THIA-2R (receiver) models, which are sold separately.

1




Secure the two supplied mounting ears to the THIA-2T or THIA-2R devices to each side of the product using the screws included. Ensure the ears are firmly fixed for stable rack installation.

2



Carefully insert the THIA-2T or THIA-2R devices -with mounting ears attached- into the designated slot in the 6U rack (up to 10 units can be installed vertically in a single rack).

3



Tighten the captive screws to secure the mounting ears to the rack. Ensure the unit is properly installed and firmly secured.