

# DARA-4B150

## AMPLIFIERS

### Networkable Amplifiers



## PRODUCT OVERVIEW

**DARA-4B150** is a high-performance, network-enabled Class D power amplifier developed for professional audio installations requiring flexibility, efficiency, and dependable system control. Delivering up to  $4 \times 150 \text{ W RMS @ } 4 \Omega$ , it supports both low- and high-impedance loudspeaker systems ( $70 \text{ V} / 100 \text{ V}$ ) as well as Bridge mode, configurable by pairs of channels to adapt to a wide range of installation needs.

Equipped with an integrated DSP with internal matrix and dual Ethernet ports with an embedded switch, the DARA-4B150 enables precise audio management and seamless integration into scalable networked systems. Full compatibility with the PULSO Series allows remote control and monitoring via mobile apps or web interface, making it an efficient and reliable solution for modern fixed installations across multiple applications.

## KEY FEATURES

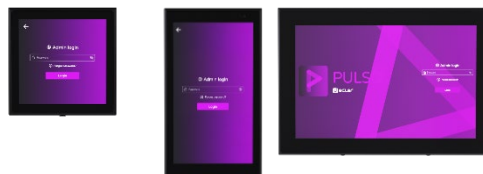
- 4-channel Class D power amplifier with high-efficiency design.
- $4 \times 150 \text{ W RMS @ } 4 \Omega$  output power.
- Supports  $2 \Omega$ ,  $4 \Omega$ ,  $8 \Omega$ ,  $70 \text{ V}$ ,  $100 \text{ V}$  and Bridge mode (configurable by channel pairs).
- 4 analogue balanced inputs with internal  $4 \times 4$  digital matrix.
- Integrated DSP for advanced audio processing and system optimization.
- Ecler loudspeaker EQ presets included.
- Dual Ethernet ports with integrated switch for network daisy-chaining.
- Remote control and configuration via PULSO Series (Android / iOS App).
- Embedded web interface for setup, monitoring, and control.
- Auto Standby function for energy savings.
- Comprehensive protection systems (thermal, overload, short-circuit, clip).
- Safety Euroblock connections for secure wiring.
- Software-lockable front panel to prevent unauthorized access.

## APPLICATIONS

- Retail
- Hospitality
- Education
- Corporate
- Leisure
- Sport & Wellness

## ACCESSORIES & COMPATIBLE PRODUCTS

### •PULSO Series



## TECHNICAL SPECIFICATIONS

## DARA-4B150

CHANNELS	
Number of Outputs channels	4
Output connection type	2-pin Euroblock. Pitch: 5,08 mm
Output configuration	2 $\Omega$ , 4 $\Omega$ , 8 $\Omega$ , 100V, 70V and 4/8 $\Omega$ in Bridge Mode
Number of Inputs channels	4
Input connection type	3-pin Euroblock, balanced, pitch 3,5 mm
Input configuration	Digital Matrix 4 In x 4 Out
OUTPUT POWER All channels driven @1kHz @CF9dB @ 1%THD	
Max output power @ 8 $\Omega$	150 W
Max output power @ 4 $\Omega$	150 W
Max output power @ 2 $\Omega$	150 W
Max output power @ 4 $\Omega$ bridge mode	300 W
Max output power @ 8 $\Omega$ bridge mode	300 W
Max output power @ 100V	150 W
Max output power @ 70V	150 W
OUTPUT POWER Single channel driven @1kHz @CF9dB @ 1%THD	
Max output power @ 8 $\Omega$	150 W
Max output power @ 4 $\Omega$	150 W
Max output power @ 2 $\Omega$	150 W
Max output power @ 4 $\Omega$ bridge mode	300 W
Max output power @ 8 $\Omega$ bridge mode	300 W
Max output power @ 100V	150 W
Max output power @ 70V	150 W
SIGNAL	
Voltage gain	30.8 dB
Input sensitivity	0dBV 2.21dBu 1Vrms
Input impedance	20k
Max input level	+23 dBu
Frequency response	15Hz - 22kHz (-3dB, 1W any load)
THD + Noise	<0,1% ( @1kHz, from 0,1W to Full Power)
SNR	95 dBA
Crosstalk	>80 dB (1kHz)
CMRR	62,2 dB
ELECTRICAL	
Power supply	Universal, regulated SMPS with PFC
AC mains requirement	100-240 V @ 50-60Hz ( $\pm$ 10%)
Power factor correction	> 0,92
AC mains connector	IEC C14 inlet
POWER & HEAT @230VAC	
1/4 POWER, @ 4 $\Omega$ (all channels driven)	
Power	283,5 W 375 VA
Current Draw	1,63 Arms
Thermal Loss	114,8 kcal/h 455,6 BTU/h

1/8 POWER, @ 4Ω (all channels driven)	
Power	173 W 252 VA
Current Draw	1,07 Arms
Thermal Loss	84,3 kcal/h 334,5 BTU/h
IDLE (all channels driven)	
Power	52 W 94 VA
Current Draw	0,78 Arms
Thermal Loss	44,7 kcal/h 177,5 BTU/h
SLEEP MODE (all channels driven)	
Power	5 W 60 VA
Current Draw	0,27 Arms
Thermal Loss	4,3 kcal/h 17,1 BTU/h

---

POWER & HEAT @120VAC

1/4 POWER, @ 4Ω (all channels driven)	
Power	273,6 W 293 VA
Current Draw	2,45 Arms
Thermal Loss	106,3 kcal/h 421,8 BTU/h
1/8 POWER, @ 4Ω (all channels driven)	
Power	158,9 W 176 VA
Current Draw	1,47 Arms
Thermal Loss	106,3 kcal/h 421,8 BTU/h
IDLE (all channels driven)	
Power	51,3 W 88 VA
Current Draw	0,82 Arms
Thermal Loss	44,1 kcal/h 175,1 BTU/h
SLEEP MODE (all channels driven)	
Power	4,3 W 22,7 VA
Current Draw	0,19 Arms
Thermal Loss	3,7 kcal/h 14,7 BTU/h

---

TECHNOLOGIES

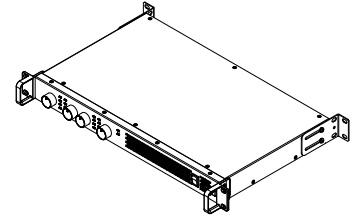
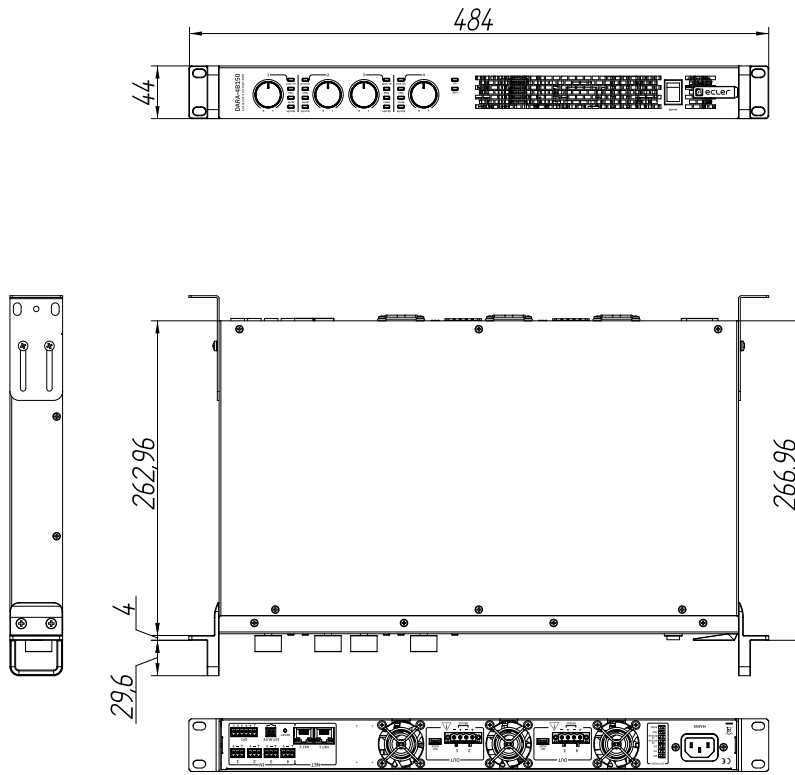
Amplification technology	Class D
Energy saving	Auto standby function selectable
Efficiency	70%
Cooling	3 fans
Maximum fan noise	57 dBA

DSP	
AD converters	24 Bit Tandem™ @ 48 kHz 115 dB-A Dynamic Range - 0.0018% THD+N
DA converters	24 Bit Tandem™ @ 48 kHz 120 dB-A Dynamic Range - 0.0018% THD+N
Sample rate converter	24 bits @ 48 kHz
Internal precision	32 bits floating point
Latency	1,5 ms
Memory/Presets	15 amplifiers presets 40 Speakers presets (22 Ecler presets + 18 Custom presets)
Delay	20 ms (input) + 300 ms (output) for time alignment
Equalizer	Custom FIR, Parametric IIR: Peaking, Low Shelf, High Shelf, AllPass 1st, AllPass 2nd, General Low, General High, Butterworth Low, Butterworth High, Bessel Low, Bessel High
Limiters	RMS and Peak voltage limiter
Digital processing	32 bits
Inputs processing	Delay, Parametric and Graphic EQ, Compressor
Outputs processing	Delay, Parametric and Graphic EQ, Polarity, Compressor, FIR filters, RMS and Peak Limiter
Others	Presets management, Panels and Users, Internal matrix, Linking and Stereo options, Selectable Auto-standby, Panel Operating Range, Knobs and GPI Matrix, Custom and Ecler speakers settings, Network Parameters, Finder, Remote control and configuration via PULSO Series (Android / iOS App)
PROTECTIONS	
AC protection	Yes
DC protection	Yes
HF protection	Yes
Short-circuit protection	Yes
Clip limiter	Yes
Thermal protection	Yes
REMOTE CONTROL CONNECTIONS	
GPIs	x4 GPIs (0-10V)
External MUTE	Yes, contact
LOCAL CONTROL	
Attenuators	Assignable front panel knobs
Output mode settings	Back panel Dipswitch by pairs of channels BRIDGE/2Ω/4Ω/8Ω/70V/100V
RUN/SLEEP mode	Auto standby function Forced standby (Settings by embedded web application)
Power ON/OFF	Front panel switch
SETTINGS	
Attenuators	Assignable front panel knobs
Output settings	2Ω/4Ω/8Ω/70V/100V/Bridge Mode output selection by pair of channels
Auto standby function	Settings by embedded web application
Auto standby threshold	-40dB

	Auto standby time	90 seconds
	Power ON/OFF	Front panel switch
CONNECTIVITY		
	Ethernet	Ethernet Base-Tx 100Mb CAT5 up to 100m Secondary RJ-45 port for Daisy-Chaining
	Programming and control	Embedded web application
MONITORING		
	Signal Present	SIGNAL LED (Green) per channel
	Clipping	CLIP LED (Red) per channel
	Protect	TH/PROT LED (Red) per channel
	Standby	STANDBY (Orange) per channel
	Mute	MUTE LED (White) per channel
	Limit	TH/PROT LED (Red)
	Thermal	TH/PROT LED (Red) per channel
	Data	DATA LED (White) per unit
	On	ON LED (Green) per unit
DIGITAL ENGINE		
	Processor	32 bits
AUDIO CONVERTERS		
	Sampling rate	48 kHz
	Resolution	24 bits
	Dynamic range	118 dB
PHYSICAL		
	Operating temperature	-20° to 40° C -4° to 104° F
	Operating humidity	10-90% RH, non-condensing
	Storage temperature	-40° to 70° C -40° to 158° F
	Storage humidity	10-95% RH, non-condensing
	Installation options	Rack 19" installation & desktop
	Included accessories	1 x EU & IEC power cords, UK,US & CN plug adapters, 4x Desktop feet, 1x Rack 19" installation hardware, 1 x Remote Volume connector (GPI), 1 x External Mute connector, 6x Euroblock connectors (4x 3-pin blue for inputs and 2x 4-pin green for outputs), 2x Euroblock jumper.
	Dimensions (WxHxD)	484 x 44 x 296.6 mm / 19 x 1.73 x 11.67 in.
	Weight	4.95 kg / 10.91 lb
	Shipping dimensions (WxHxD)	590 x 80 x 474 mm / 23.23 x 3.15 x 18.66 in.
	Shipping weight	7.60 kg / 16.76 lb

MECHANICAL DIAGRAM

Ecler DARA-4B150 Mechanical Diagram



All the measurements are in mm

6I-1219-0100

[www.ecler.com](http://www.ecler.com)